









ASQ - POLQM - SEMI NAR

| 1. Do you live and work in Canada | | | |
|---|---|------------------|----------------|
| | | Response Percent | Response Count |
| Yes - BC |  | 33.3% | 4 |
| Yes - Alberta, Saskatchewan, Manitoba |  | 33.3% | 4 |
| Yes - Ontario |  | 16.7% | 2 |
| Yes - Quebec |  | 8.3% | 1 |
| Yes - Atlantic Canada | | 0.0% | 0 |
| No |  | 8.3% | 1 |
| If you do not live and work in Canada, please record your country | | | 1 |
| answered question | | | 12 |
| skipped question | | | 0 |

| 2. Do you work primarily in a medical laboratory or with a medical laboratory allied profession group | | | |
|---|--|------------------|----------------|
| | | Response Percent | Response Count |
| Yes - medical laboratory |  | 83.3% | 10 |
| Yes - medical facility, but not in the laboratory | | 0.0% | 0 |
| Yes - accreditation body |  | 8.3% | 1 |
| Yes - clinical medicine | | 0.0% | 0 |
| No - laboratory, but not medical | | 0.0% | 0 |
| No - another industry |  | 8.3% | 1 |
| answered question | | | 12 |
| skipped question | | | 0 |

3. Which of the following describes your work, in relationship to medical laboratory quality management? (mark all that apply.)

| | | Response Percent | Response Count |
|---|--|------------------|----------------|
| Top Management | | 16.7% | 2 |
| Laboratory Director | | 0.0% | 0 |
| Quality Manager | | 33.3% | 4 |
| Quality Technologist | | 41.7% | 5 |
| Quality Partner (accreditation, health professional, standards development, EQA provider) | | 16.7% | 2 |
| Quality Partner (media) | | 0.0% | 0 |
| None of the above | | 0.0% | 0 |
| If "none of the above" (please specify) | | | 0 |
| answered question | | | 12 |
| skipped question | | | 0 |

4. Please rank the facilities, with respect to noise, comfort, visibility from Very Poor to Excellent: For each row, please rank it as: Poor (interfered with enjoying the seminar) Not very good (annoying, but tolerable) Good (acceptable) Very Good (helped make the seminar enjoyable) Excellent (a key contributor to the seminar)

| | Poor | Not Very Good | Good / Acceptable | Very Good | Excellent | Response Count |
|--|----------|---------------|-------------------|------------------|-----------|----------------|
| Background noise (very noisy being poor) | 0.0% (0) | 0.0% (0) | 16.7% (2) | 58.3% (7) | 25.0% (3) | 12 |
| Room acoustics (ability to hear the speaker) | 0.0% (0) | 0.0% (0) | 25.0% (3) | 50.0% (6) | 25.0% (3) | 12 |
| Seating comfort | 0.0% (0) | 0.0% (0) | 50.0% (6) | 41.7% (5) | 8.3% (1) | 12 |
| Visibility of screen | 0.0% (0) | 8.3% (1) | 16.7% (2) | 50.0% (6) | 25.0% (3) | 12 |
| Room temperature | 0.0% (0) | 8.3% (1) | 16.7% (2) | 58.3% (7) | 16.7% (2) | 12 |
| answered question | | | | | | 12 |
| skipped question | | | | | | 0 |

5. Please rate the seminar with respect to the following timing issues: 1 - Too early, or too short, or too few 2- Acceptable 3- Too late, or too long, too many

| | 1 | 2 | 3 | Response Count |
|--|----------|-------------------|---------------------------------|----------------|
| Start time for the seminar (too early - Acceptable - too late) | 0.0% (0) | 91.7% (11) | 8.3% (1) | 12 |
| Seminar duration (too short - Acceptable - too long) | 8.3% (1) | 91.7% (11) | 0.0% (0) | 12 |
| Number of speakers (too few - Acceptable - too many) | 8.3% (1) | 83.3% (10) | 8.3% (1) | 12 |
| End time for the seminar (too early - Acceptable - too late) | 0.0% (0) | 91.7% (11) | 8.3% (1) | 12 |
| | | | Comments | 2 |
| | | | <i>answered question</i> | 12 |
| | | | <i>skipped question</i> | 0 |

6. Overall, thinking about the total group of speakers collectively, how would you rank the presentations with respect to your personal interest, relevance to quality, relevance to medical laboratory practices:

| | Poor | Not Very Good | Good / Acceptable | Very Good | Excellent | Rating Average | Response Count |
|--|----------|---------------|-------------------|------------------|-----------|----------------|----------------|
| Personal Interest | 0.0% (0) | 0.0% (0) | 36.4% (4) | 36.4% (4) | 27.3% (3) | 3.91 | 11 |
| Relevance to Quality | 0.0% (0) | 0.0% (0) | 27.3% (3) | 45.5% (5) | 27.3% (3) | 4.00 | 11 |
| Usefulness of lecture handouts | 0.0% (0) | 9.1% (1) | 36.4% (4) | 45.5% (5) | 9.1% (1) | 3.55 | 11 |
| Relevance to Laboratory Practices | 0.0% (0) | 9.1% (1) | 27.3% (3) | 36.4% (4) | 27.3% (3) | 3.82 | 11 |
| Application to now and to the future | 0.0% (0) | 9.1% (1) | 36.4% (4) | 27.3% (3) | 27.3% (3) | 3.73 | 11 |
| Relevance to my own personal learning goals. | 0.0% (0) | 0.0% (0) | 36.4% (4) | 45.5% (5) | 18.2% (2) | 3.82 | 11 |
| Comments | | | | | | | 1 |
| <i>answered question</i> | | | | | | | 11 |
| <i>skipped question</i> | | | | | | | 1 |

7. If there was another Laboratory quality management seminar at the next Canadian Quality Congress (Toronto?) next summer, how likely would it be for you to attend:

| | | Response Percent | Response Count |
|--|--|---------------------------------|----------------|
| No | | 0.0% | 0 |
| Doubtful - Not my primary interest | | 0.0% | 0 |
| Maybe - funding and travel concerns | | 27.3% | 3 |
| Probable - hard to say what happens in the future, but I would like to be there | | 63.6% | 7 |
| Definitely Yes | | 9.1% | 1 |
| No comment | | 0.0% | 0 |
| | | <i>answered question</i> | 11 |
| | | <i>skipped question</i> | 1 |

| 8. In your opinion, would you be interested in any of the following topics in future seminars | | | | | |
|---|-----------|-----------|--------------------|--------------------------|----------------|
| | No | Maybe | Definitely | No Comment | Response Count |
| Roles of the Quality Manager and Quality Team | 0.0% (0) | 9.1% (1) | 90.9% (10) | 0.0% (0) | 11 |
| Roles of Top Management | 10.0% (1) | 40.0% (4) | 50.0% (5) | 0.0% (0) | 10 |
| Promoting quality through the whole laboratory | 0.0% (0) | 0.0% (0) | 100.0% (11) | 0.0% (0) | 11 |
| External Quality Assessment (PT) | 0.0% (0) | 45.5% (5) | 54.5% (6) | 0.0% (0) | 11 |
| Preparing for Accreditation | 9.1% (1) | 18.2% (2) | 72.7% (8) | 0.0% (0) | 11 |
| What to do after one and before the next accreditation visit | 9.1% (1) | 27.3% (3) | 63.6% (7) | 0.0% (0) | 11 |
| Analysis of quality management studies | 0.0% (0) | 20.0% (2) | 80.0% (8) | 0.0% (0) | 10 |
| | | | | Other topics | 1 |
| | | | | answered question | 11 |
| | | | | skipped question | 1 |

| 9. Thank you for participating in this survey. Please provide any comments. | | |
|---|--------------------------|----------------|
| | | Response Count |
| | | 2 |
| | answered question | 2 |
| | skipped question | 10 |